

GRADE A LIGHT INDUSTRIAL UNITS
RANGING FROM 2,912 – 11,702 SQ FT

AVAILABLE NOW



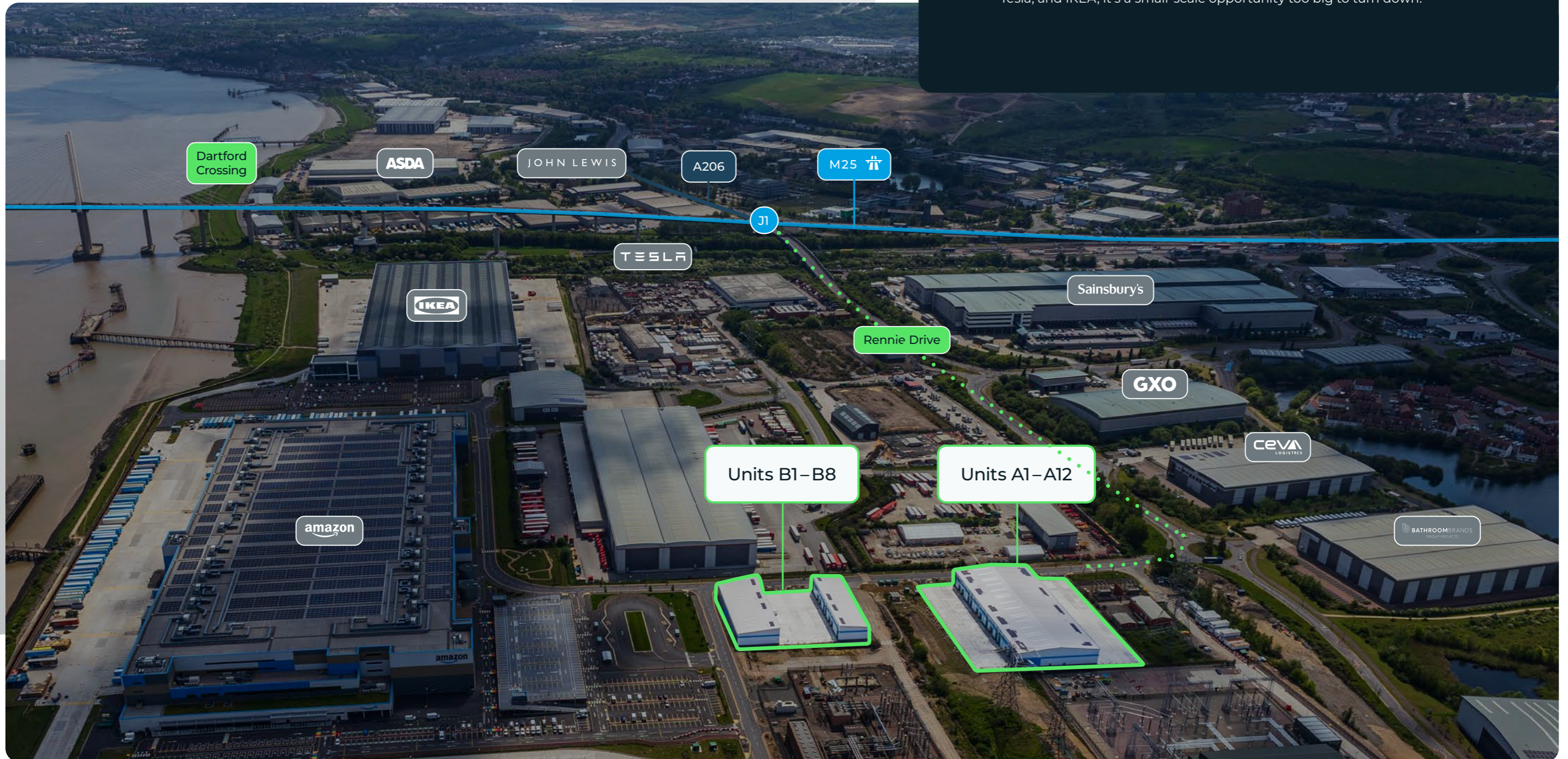
DARTFORD, DA1 5PT ///STONE.ZEST.LOCAL

MOVE IN QUICK

MAKE A LASTING IMPRESSION

This is the industrial park for growing businesses with big ambitions. Made up of 20 Grade A units, Logicor Park Dartford comes complete with the latest sustainable design and an inspiring environment surrounded by nature.

Located less than a mile from the M25, here you'll have quick access to London and an active labour pool. Surrounded by huge brands like Amazon, Tesla, and IKEA, it's a small-scale opportunity too big to turn down.





JOIN A COMMUNITY

Amazon, Asda, IKEA, Tesla, John Lewis, GXO and Sainsbury's are all on your doorstep



HIGH QUALITY DESIGN

BREEAM 'Excellent' and EPC 'A' ratings



BETTER ENVIRONMENT

Bike shelters, nature walks, and even bee hotels



SET FOR SUCCESS

Brand new units ready right away, with quality guaranteed for years to come



INCREDIBLE CONNECTIONS

Transport links that make logistics and commuting quick and easy

READY TO GO

RIGHT AWAY



GRADE A LIGHT INDUSTRIAL UNITS
RANGING FROM 2,912 - 11,702 SQ FT

AVAILABLE NOW

DARTFORD RAIL STATION



BEE HABITATS



A RANGE OF SPACE ONE SINGLE COMMUNITY


Designed for today and tomorrow, Logicor Park Dartford offers a range of high-quality, connected space from 2,912 to 11,702 sq ft. Wherever you are on your growth journey, there's a unit for you here.

UNITS A1-A12

UNITS B1-B8



- AVAILABLE
- UNDER OFFER
- LET



TYPICAL UNIT



EV CHARGING

LOW IMPACT

HIGH REWARD

Each unit comes with the latest cost-efficient, energy saving innovations. The power produced by the PV panels can be used to power lithium lorries, saving up to £1600 per month on fuel costs. It's no surprise Logicor Park Dartford has both EPC A and BREEAM 'Excellent' ratings.

- 8M EAVES HEIGHT
- EV CHARGING
- EPC A
- LEVEL ACCESS LOADING DOORS
- BREEAM 'EXCELLENT'
- PV PANELS
- INTERNAL OFFICES
- LOCAL BEE HOTEL
- BIKE SHELTER
- CHANGING FACILITIES
- ESTATE WIDE CCTV
- LED LIGHTING

GET CLOSER GO FURTHER

Right next door to the M25, Logicor Park Dartford offers quick and easy access to London and the world beyond. With an active local labour pool of 580,000, it's a sought-after location to grow your business for years to come.

OUTSIDE THE DVS ZONE

Logicor Park Dartford is located at the closest point to central London while still remaining outside the DVS zone.

This is particularly optimal for businesses with transport routes to and from Europe where DVS compliance isn't necessary.

ROAD

M25	1 Mile	4 Mins
A2	3 Miles	6 Mins
A13	4.5 Miles	9 Mins
M11	20 Miles	22 Mins

RAIL

London St Pancras	48 Mins
London Bridge	1 Hr 4 Mins

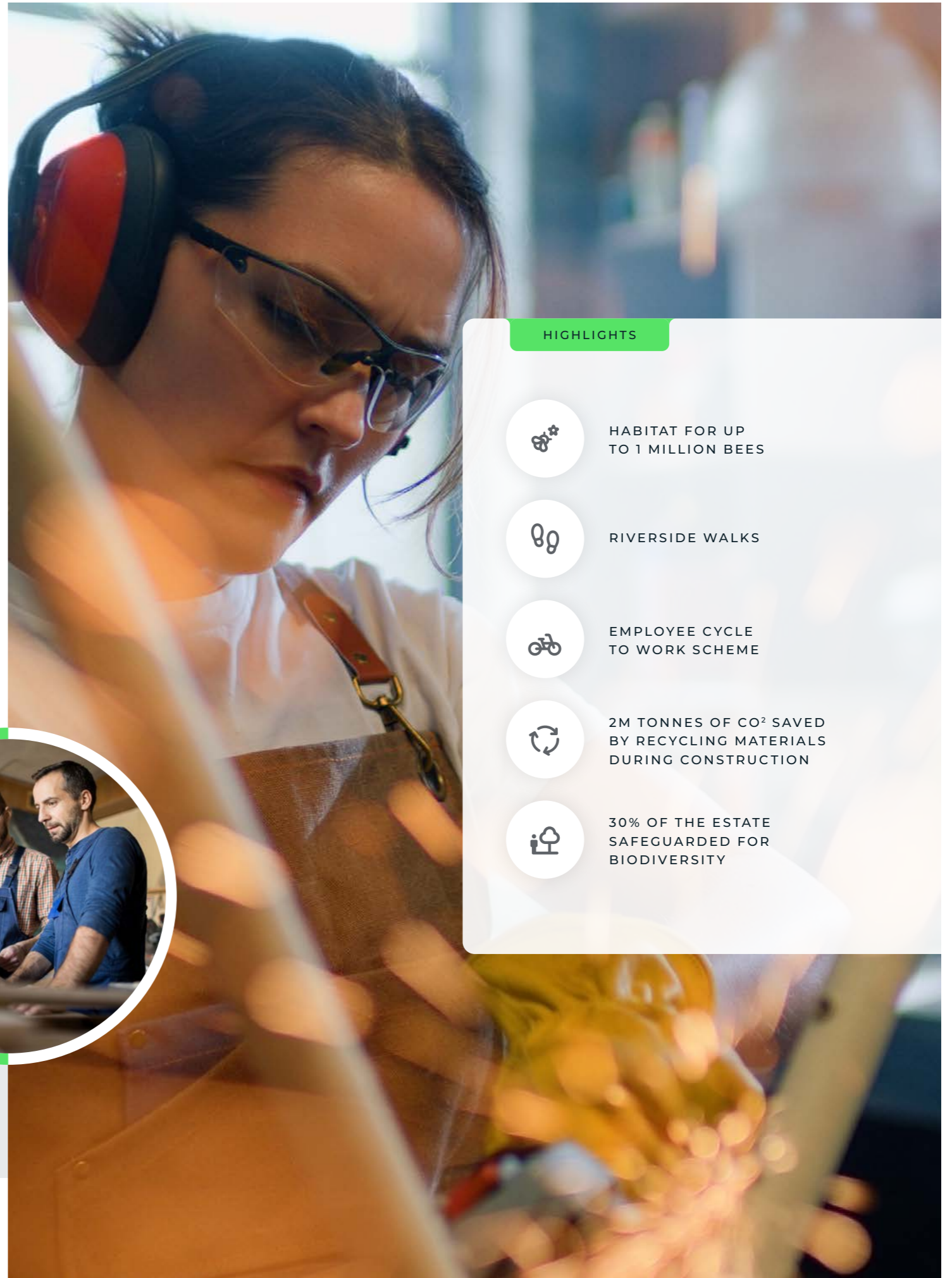
AIR

London City Airport	18 Miles	28 Mins
---------------------	----------	---------



FEEL GOOD WORK GREAT

Logicor Park Dartford has been built with people and the planet in mind. Proud of our ultra-low carbon footprint, we're nestled next to 80 acres of public space with abundant greenery and riverside walks. With 30% of the estate safeguarded for biodiversity improvements, it's an area where inspiration comes naturally.

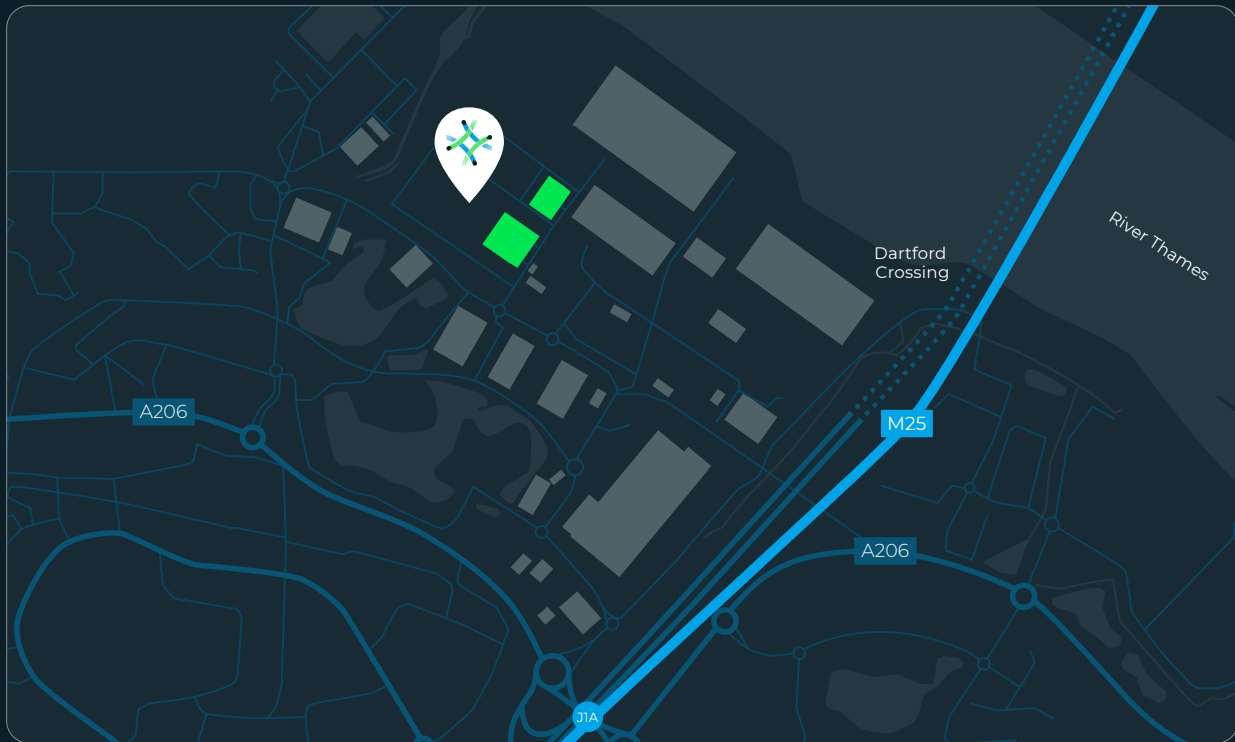


HIGHLIGHTS

-  HABITAT FOR UP TO 1 MILLION BEES
-  RIVERSIDE WALKS
-  EMPLOYEE CYCLE TO WORK SCHEME
-  2M TONNES OF CO² SAVED BY RECYCLING MATERIALS DURING CONSTRUCTION
-  30% OF THE ESTATE SAFEGUARDED FOR BIODIVERSITY

ENQUIRE TODAY

GET SET FOR THE FUTURE



DTRE

Max Dowley

max.dowley@dtre.com

+44 (0) 7548 773 999

Oscar Bryan

oscar.bryan@dtre.com

+44 (0) 7483 068 035

GLENNY

Charles Newland

c.newland@glenny.co.uk

+44 (0) 7553 416 427

Max Doobay

m.doobay@glenny.co.uk

+44 (0) 7900 735 995

Alex Bond

a.bond@glenny.co.uk

+44 (0) 7393 184 081

SHW

Tom Booker

tbooker@shw.co.uk

+44 (0) 7584 237 141

Chris Birch

cbirch@shw.co.uk

+44 (0) 7976 681 951

Logicor for themselves and for the vendors or lessors of this property whose agents they give notice that: (i) the particulars are set out as a general outline only for guidance of intended purchasers or lessors, and do not constitute nor constitute part of, an offer or contract; (ii) all descriptions, dimensions, reference to condition and necessary permissions for use and occupation, and other details are given without responsibility and any intending purchasers or tenants should not rely on them as statements or representations of fact but must satisfy themselves by inspection or otherwise as to the correctness of each of them; (iii) no person in the employment of Logicor has any authority to make or give any representation or warranty whatever in relation to this property. Photographs are indicative only. All dimensions are approximate. May 2026.